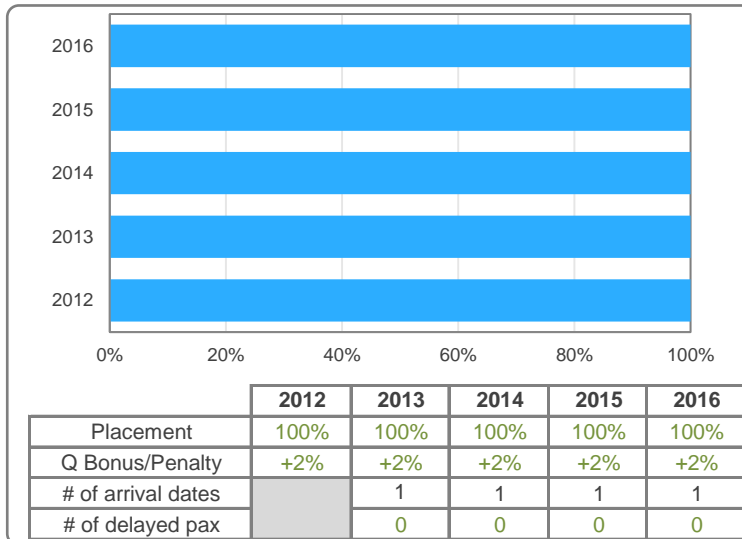


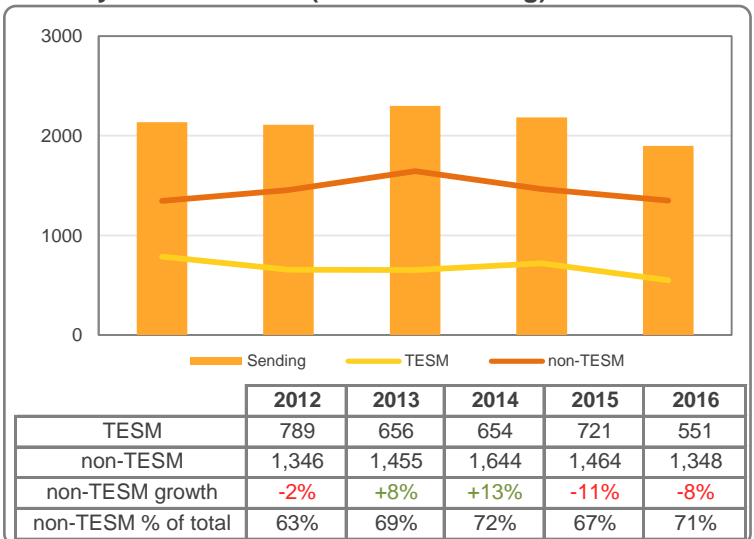


# Updated Snapshot: Turkey (TUR)

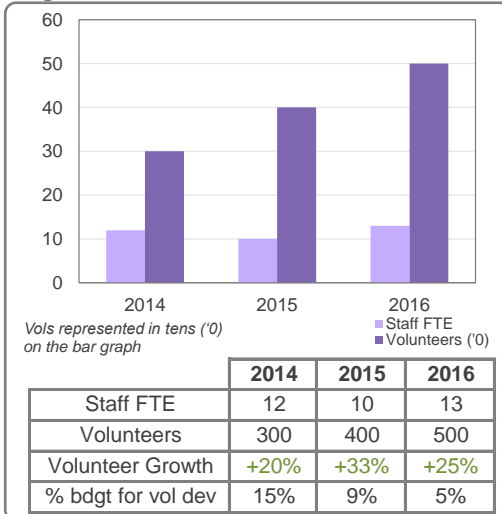
## On-time Placement Performance



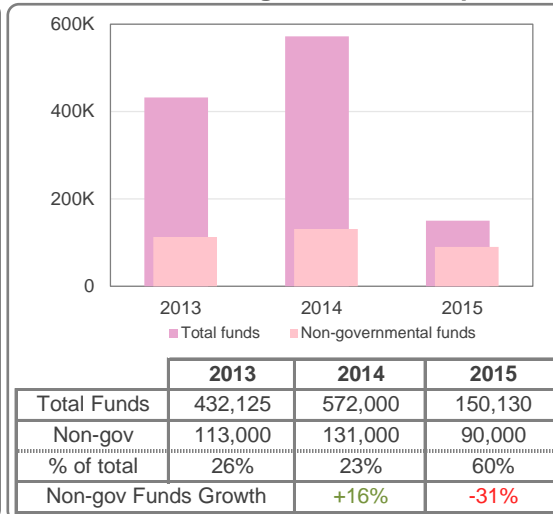
## Country Diversification (Pax Mos Sending)



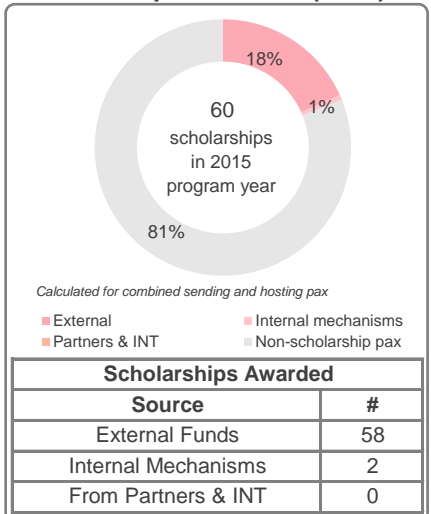
## Organizational Structure



## External Fundraising for Scholarships



## Scholarships Awarded (2015)



## Education and ICL

Learning Program Participants (started and completed)			
Level	W	1 - 3	QT
Staff & Vols	207	0	13
% of Total	40.4%	0.0%	2.5%

W = What Every AFSer Should Know About Intercultural Learning.  
1 - 3 = LP levels 1, 2, and 3; QT = Qualified Trainers

Orientations								
	PD	A	PA	MS	PR	EOS	PoR	Other
Pax	●	●	●	●		●	●	
Host Fams		●	●					
Nat Fams	●					●		
Sch/CPOs								●
Attendance:	0% (blank)	1-25% ●	26-50% ●	51-75% ●	76-100% ●			

PD = pre-departure, A = arrival, PA = post-arrival, MS = mid-stay, PR = pre-return, EOS = end-of-stay, PoR = post-return, Oth = other

## Educational System and Accreditation

Educational Designation & Credit Agreement	
■	Designated as an Educational Entity
■	(Full) Credit Agreement
□	(Partial) Credit Agreement

## Ties to the World around AFS

International Exposure and Collaboration with Others	
■	Joint project/new affiliation
■	External forum or event

## AFS Market Share and Competitor Landscape

Estimated Market Share (Latest Year Available)		
Outbound	Inbound non-fee paying	Inbound fee & non-fee
7.2%	N/A	2.6%

Non-fee paying = not paying tuition and hosted in volunteer host families;  
Fee paying = paying tuition and often hosted in paid host families

Competitors	
Sending (sc programs)	Hosting (sc programs)
ISE, Rotary, YFU	Rotary, YFU
Sending (18+ programs)	Hosting (18+ programs)
EVS, TOG, Erasmus+, European Union Consortiums, AIESEC, EF, ISE, others	EVS, TOG, Erasmus+, European Union Consortiums, TOMER, EF

## Market Environment

Market Trends and Forecasts	
Shorter programs are in high demand.	