

Updated Snapshot: Norway (NOR)

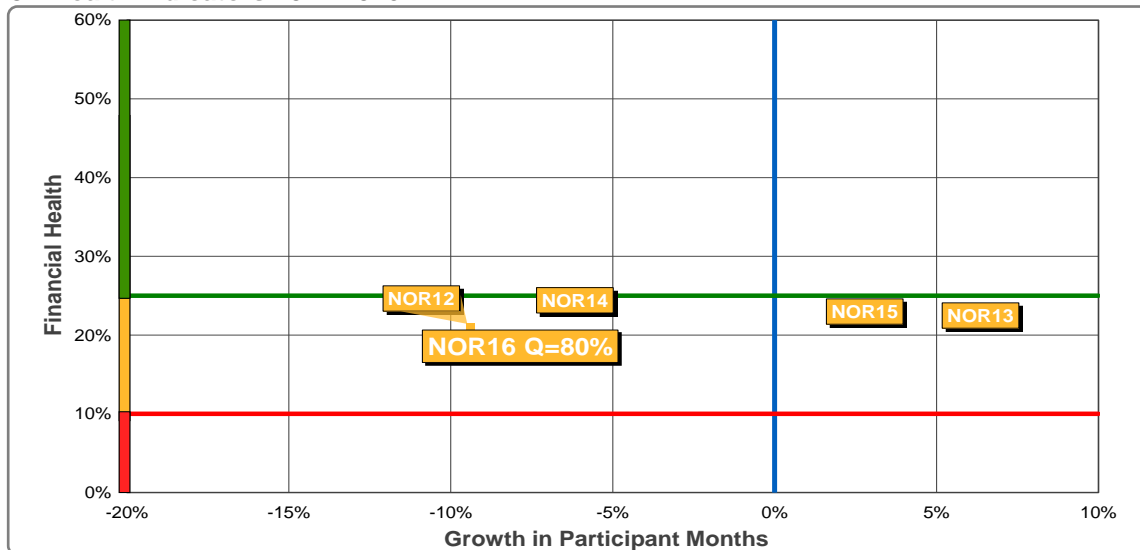
Statement



Partner Organizations 2016

ARG	AUS	AUT	BFL	BFR	BIH	BOL	BRA	CAN	CHI
CHN	COL	CRC	CRO	CZE	DEN	DOM	ECU	EGY	ESP
FIN	FRA	GER	GHA	GUA	HKG	HON	HUN	INA	IND
ISL	ITA	JPN	KEN	KOR	LAT	MAS	MEX	NED	NOR
NZL	PAN	PAR	PER	PHI	POL	POR	RSA	RUS	SLO
SRB	SUI	SVK	SWE	THA	TUN	TUR	USA	VEN	
<div><div></div> Sending to: 19<div></div> Hosting from: 32</div>									

3D Health Indicators 2012-2016



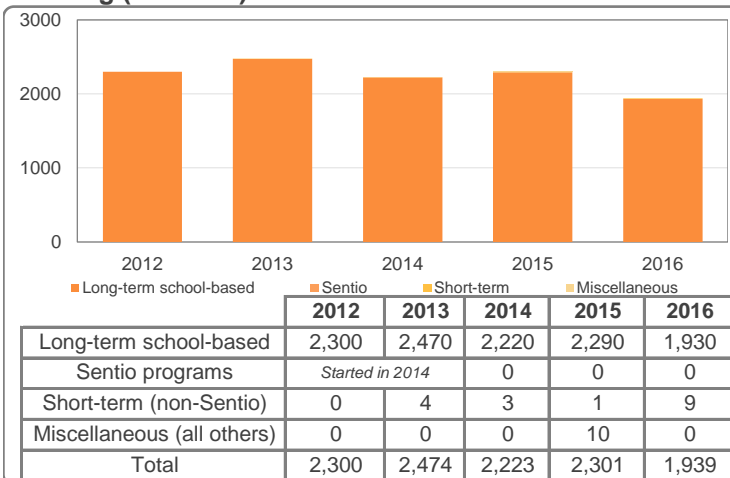
KPIs

Yr	Growth	Finances	Quality
16	-11%	19%	80%
15	+1%	23%	84%
14	-8%	24%	84%
13	+5%	22%	83%
12	-9%	21%	77%

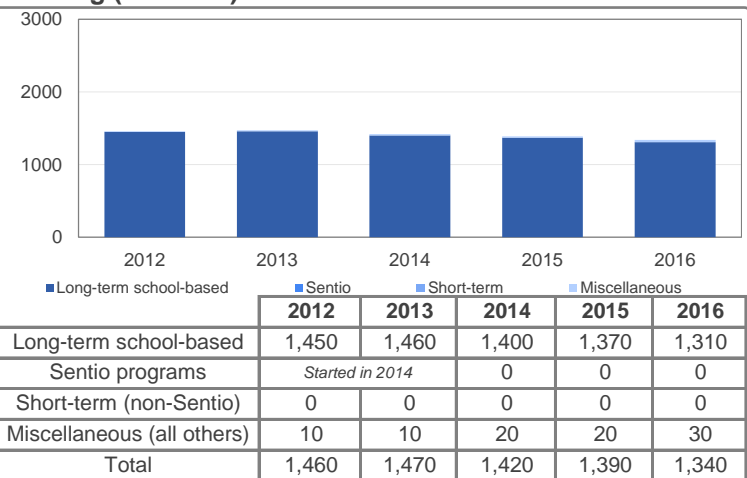
NPPR Status

Yr	Phase
16	Phase I
15	No phase
14	Phase I
13	No phase
12	Phase I

Sending (Pax Mos) 2012-2016



Hosting (Pax Mos) 2012-2016



Quality Assessment 2014-2016

Quality	Hosting CSE				Sending CSE				PSE	Overall Eval Score	Bonus/ Penalty	Final Quality Score
	host fam	school	other stu	other nat fam	stu	nat fams	other host fams	other schools				
2016 Network Total	78%	85%	94%	92%	94%	92%	78%	85%	92%	88%	-1%	87%
2016 (CSE16, PSE16-15)	63%	67%	97%	91%	86%	91%	70%	81%	100%	83%	-3%	80%
2015 (CSE15, PSE15-14)	67%	85%	99%	96%	87%	92%	73%	83%	100%	87%	-3%	84%
2014 (CSE14, PSE14-13)	69%		97%	94%	87%	92%	75%	84%	97%	87%	-3%	84%

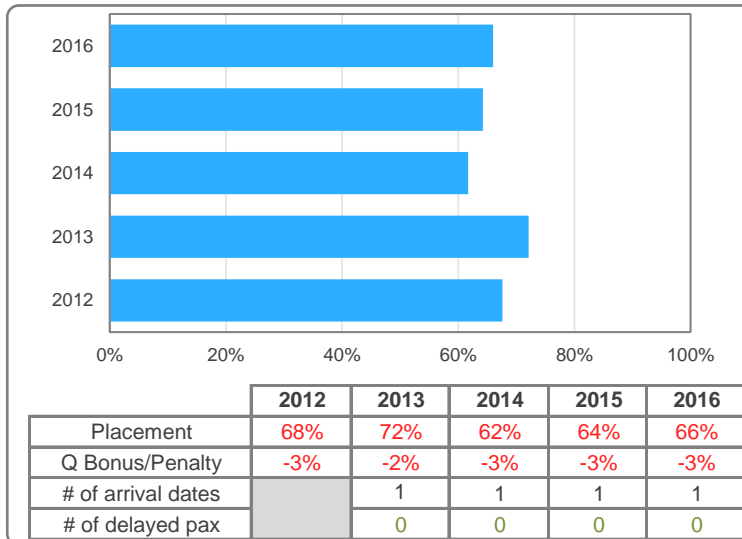
Key Financial Numbers in Effective USD 2013-2015

Finances	Annual Turnover	% of total	Total Expenses	% of total	Net Results	% of unr. net assets	Current Assets	% of expenses	Unr. Net Assets	% of expenses
2015 Network Total	183,453,070	100%	178,003,152	100%	5,449,918	8%	116,051,027	65%	70,545,137	40%
2015	3,534,783	2%	3,573,491	2%	-38,708	***	1,268,838	36%	664,231	19%
2014	3,865,056	2%	3,912,564	2%	-47,508	***	1,901,753	49%	899,474	23%
2013	4,320,742	2%	4,156,571	2%	164,171	16%	1,880,857	45%	1,014,695	24%

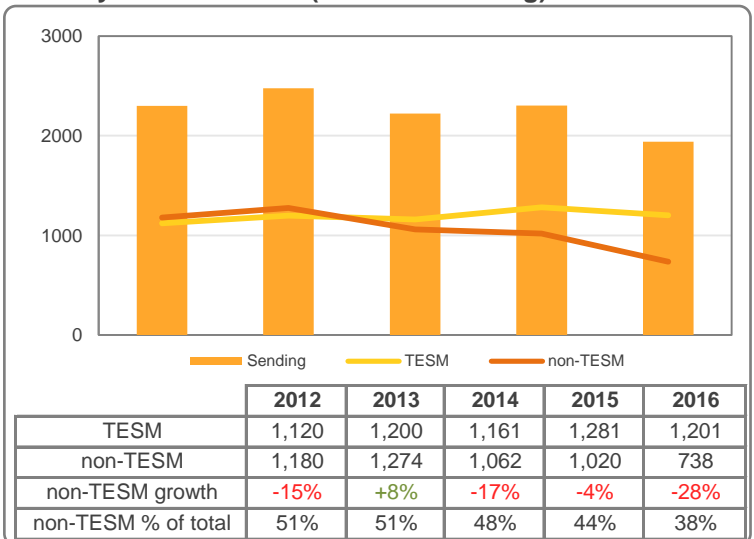
***Unrestricted Net Assets is meaningless because these are negative

Updated Snapshot: Norway (NOR)

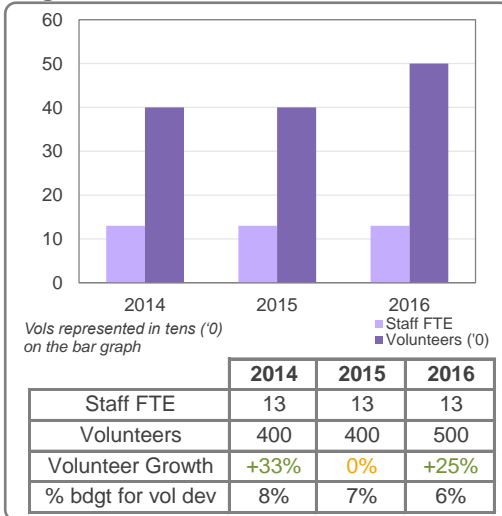
On-time Placement Performance



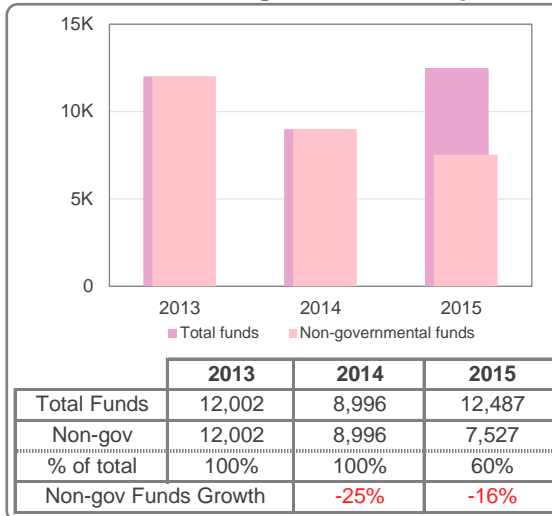
Country Diversification (Pax Mos Sending)



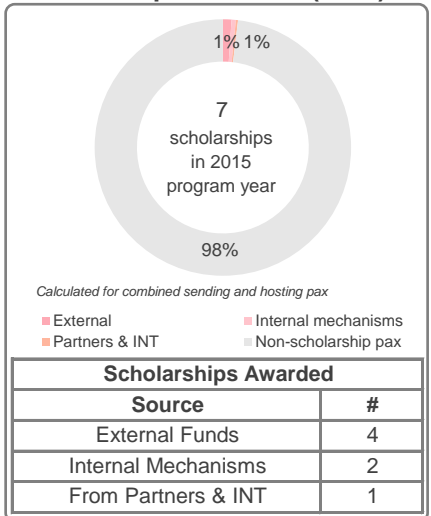
Organizational Structure



External Fundraising for Scholarships



Scholarships Awarded (2015)



Education and ICL

Learning Program Participants (started and completed)			
Level	W	1 - 3	QT
Staff & Vols	104	0	9
% of Total	20.3%	0.0%	1.8%

W = What Every AFSer Should Know About Intercultural Learning.
1 - 3 = LP levels 1, 2, and 3; QT = Qualified Trainers

Orientations								
	PD	A	PA	MS	PR	EOS	PoR	Other
Pax	●	●	●	●		●	●	
Host Fams	●	●	●	●		●		
Nat Fams	●	●	●	●		●		
Sch/CPOs								
Attendance:	0% (blank)	1-25% ●	26-50% ●	51-75% ●	76-100% ●			

PD = pre-departure, A = arrival, PA = post-arrival, MS = mid-stay, PR = pre-return, EOS = end-of-stay, PoR = post-return, Oth = other

AFS Market Share and Competitor Landscape

Estimated Market Share (Latest Year Available)		
Outbound	Inbound non-fee paying	Inbound fee & non-fee
11.1%	N/A	54.8%

Non-fee paying = not paying tuition and hosted in volunteer host families;
Fee paying = paying tuition and often hosted in paid host families

Competitors	
Sending (sc programs)	Hosting (sc programs)
Explorius, EF, STS	YFU, Explorius, My education
Sending (18+ programs)	Hosting (18+ programs)
Goxplore, Atlantis, Projects Abroad, Kilroy, EVS, EF, STS, Språkreisebyrået	EVS

Educational System and Accreditation

Educational Designation & Credit Agreement	
■	Designated as an Educational Entity
■	(Full) Credit Agreement
□	(Partial) Credit Agreement

Ties to the World around AFS

International Exposure and Collaboration with Others	
■	Joint project/new affiliation
■	External forum or event

Market Environment

Market Trends and Forecasts
There has been a stagnation/dip in the number of participants on High School exchange programs. One possible reason is more detailed laws/regulations regarding approval of exchange years abroad that the MoE introduced in 2012. As a result, schools have become stricter in pre-approving/approving high school exchanges. Since school pre-approval is necessary for students in Norway to receive a government scholarship of almost 5,800 USD, a lot of interested students become discouraged if they face difficulties in this process.