

# Updated Snapshot: Honduras (HON)

## Statement

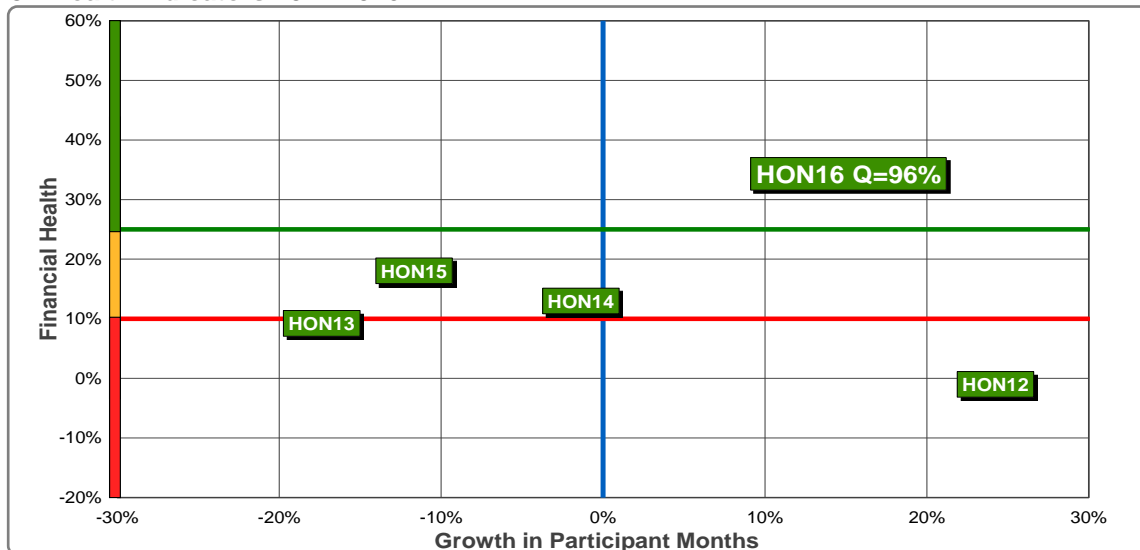
Although we have been working in diversifying our hosting, we have only had a rather small growth. We hope our Partners will be able to increase their volumes to us in 2017. In sending we have been facing visa issues since some of the countries are requesting the presence of the participants and his/her parents to apply for visa and in the cases when the embassies are located in neighboring countries, this causes a significant additional cost that not all families are able to afford. Our finances have improved slightly and as we have indicated in the last years, we retain strong quality and a 100% on-time placement in all programs.

## Partner Organizations 2016

ARG	AUS	AUT	BFL	BFR	BIH	BOL	BRA	CAN	CHI
CHN	COL	CRC	CRO	CZE	DEN	DOM	ECU	EGY	ESP
FIN	FRA	GER	GHA	GUA	HKG	HON	HUN	INA	IND
ISL	ITA	JPN	KEN	KOR	LAT	MAS	MEX	NED	NOR
NZL	PAN	PAR	PER	PHI	POL	POR	RSA	RUS	SLO
SRB	SUI	SVK	SWE	THA	TUN	TUR	USA	VEN	

■ Sending to: 13
 ■ Hosting from: 5

## 3D Health Indicators 2012-2016



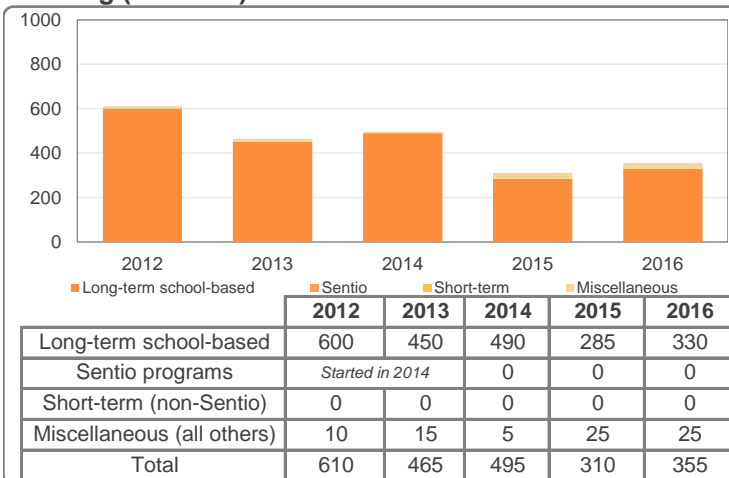
## KPIs

Yr	Growth	Finances	Quality
16	+9%	34%	96%
15	-15%	18%	92%
14	-4%	13%	91%
13	-20%	9%	85%
12	+21%	-1%	90%

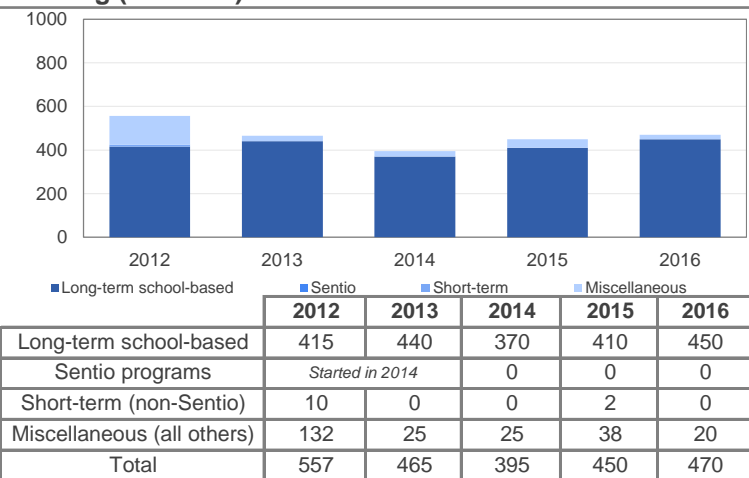
## NPPR Status

Yr	Phase
16	No phase
15	No phase
14	Phase I
13	Phase III
12	Phase III

## Sending (Pax Mos) 2012-2016



## Hosting (Pax Mos) 2012-2016



## Quality Assessment 2014-2016

Quality	Hosting CSE				Sending CSE				PSE	Overall Eval Score	Bonus/ Penalty	Final Quality Score
	host fam	school	other stu	other nat fam	stu	nat fams	other host fams	other schools				
2016 Network Total	78%	85%	94%	92%	94%	92%	78%	85%	92%	88%	-1%	87%
2016 (CSE16, PSE16-15)	100%	100%	97%	94%	100%	91%	79%	85%	100%	94%	+2%	96%
2015 (CSE15, PSE15-14)	73%	100%	97%	91%	89%	100%	83%	88%	88%	90%	+2%	92%
2014 (CSE14, PSE14-13)	96%	88%	86%	95%	96%	100%	74%	77%	88%	89%	+2%	91%

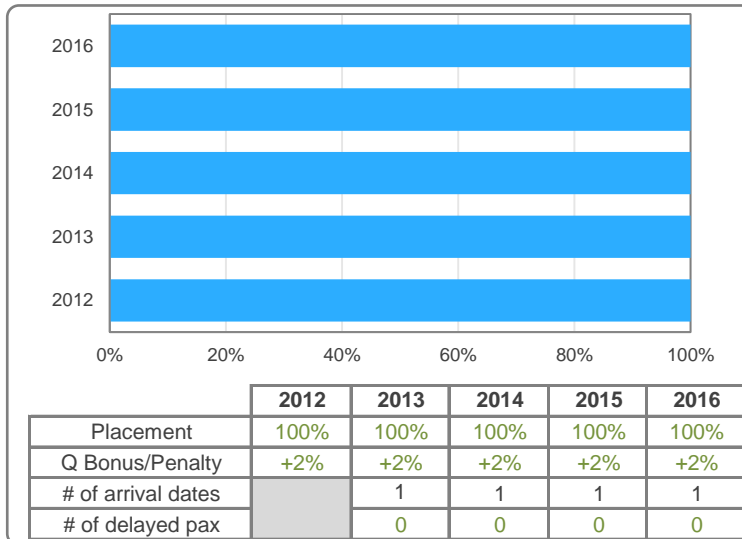
## Key Financial Numbers in Effective USD 2013-2015

Finances	Annual Turnover	% of total	Total Expenses	% of total	Net Results	% of unr. net assets	Current Assets	% of expenses	Unr. Net Assets	% of expenses
2015 Network Total	183,453,070	100%	178,003,152	100%	5,449,918	8%	116,051,027	65%	70,545,137	40%
2015	529,328	0%	484,097	0%	45,231	27%	194,225	40%	166,059	34%
2014	607,134	0%	602,359	0%	4,776	4%	175,351	29%	108,670	18%
2013	623,342	0%	615,737	0%	7,605	10%	197,451	32%	79,898	13%

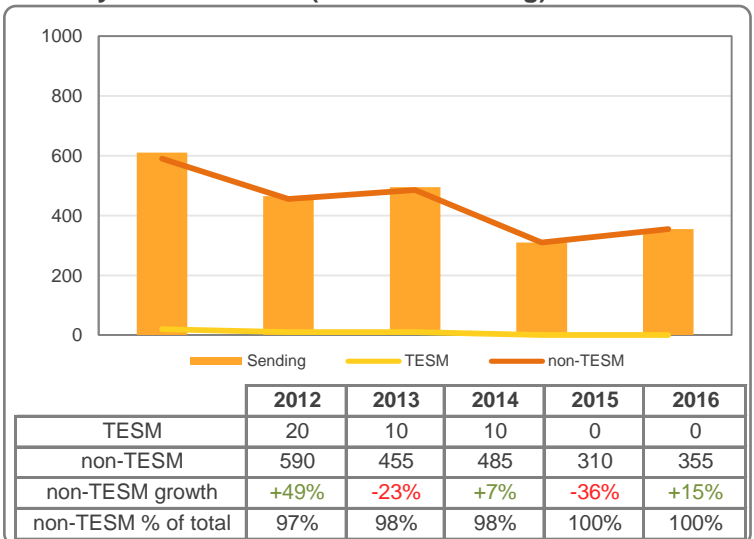
\*\*\*Unrestricted Net Assets is meaningless because these are negative

# Updated Snapshot: Honduras (HON)

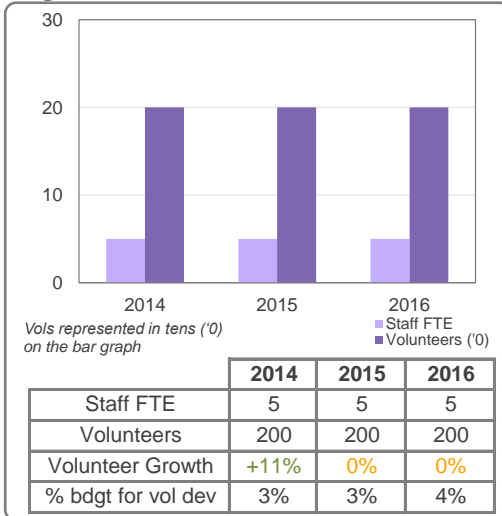
## On-time Placement Performance



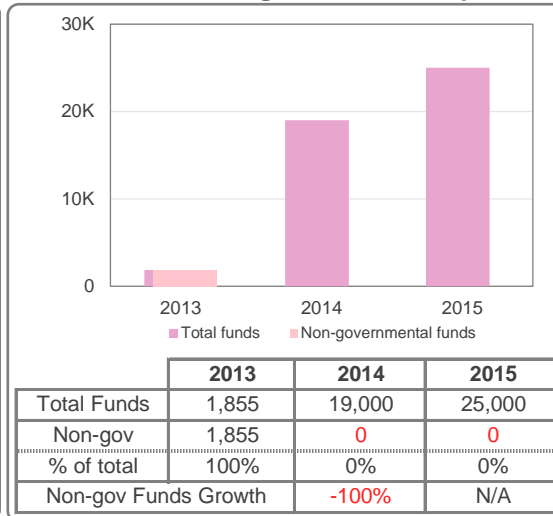
## Country Diversification (Pax Mos Sending)



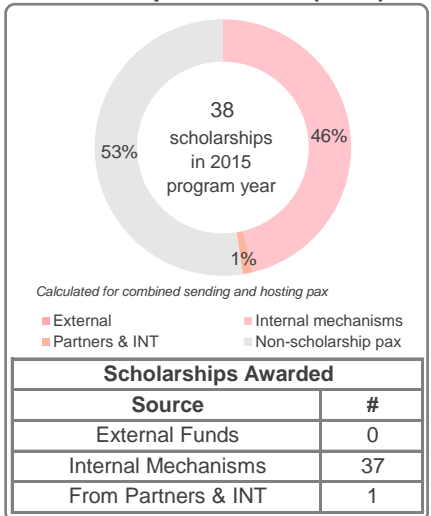
## Organizational Structure



## External Fundraising for Scholarships



## Scholarships Awarded (2015)



## Education and ICL

Learning Program Participants (started and completed)			
Level	W	1 - 3	QT
Staff & Vols	121	0	1
% of Total	59.0%	0.0%	0.5%

W = What Every AFSer Should Know About Intercultural Learning.  
1 - 3 = LP levels 1, 2, and 3; QT = Qualified Trainers

Orientations								
	PD	A	PA	MS	PR	EOS	PoR	Other
Pax	●	●	●	●		●	●	
Host Fams		●				●		
Nat Fams	●			●		●		
Sch/CPOs		●						●
Attendance:	0% (blank)	1-25% ●	26-50% ●	51-75% ●	76-100% ●			

PD = pre-departure, A = arrival, PA = post-arrival, MS = mid-stay, PR = pre-return, EOS = end-of-stay, PoR = post-return, Oth = other

## AFS Market Share and Competitor Landscape

Estimated Market Share (Latest Year Available)		
Outbound	Inbound non-fee paying	Inbound fee & non-fee
N/A	N/A	N/A

Non-fee paying = not paying tuition and hosted in volunteer host families;  
Fee paying = paying tuition and often hosted in paid host families

Competitors	
Sending (sc programs)	Hosting (sc programs)
ICYE, Rotary, EF	ICYE, School Exchanges, Religious Groups
Sending (18+ programs)	Hosting (18+ programs)
ICYE, Erasmus, Religious groups, Universities and schools	ICYE, Religious Groupus, International Cooperation, Univeristies

## Educational System and Accreditation

Educational Designation & Credit Agreement	
■	Designated as an Educational Entity
■	(Full) Credit Agreement
□	(Partial) Credit Agreement

## Ties to the World around AFS

International Exposure and Collaboration with Others	
■	Joint project/new affiliation
■	External forum or event

## Market Environment

Market Trends and Forecasts
It becomes evident that due to the present economic situation some families are displaying a more cost-conscious mentality and opt to send their children directly to university studies instead of first with AFS and then to university. At the same time, young teenagers prefer traveling abroad to tourist places or joining worldwide exchange opportunities within the framework of the Catholic religion.