

# Updated Snapshot: Colombia (COL)

## Statement

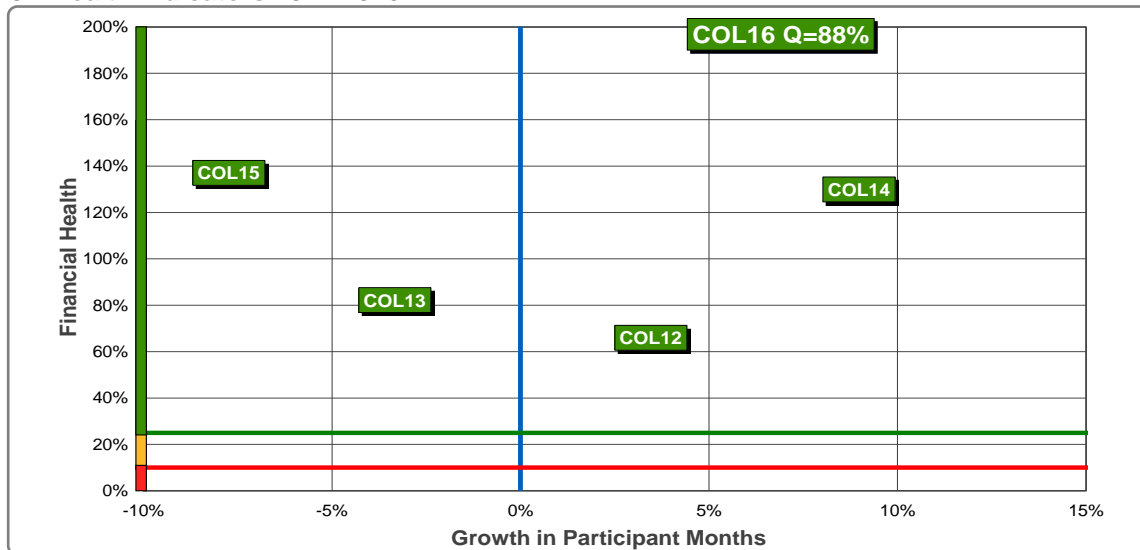
COL is focusing efforts to maintain the Sending level after a difficult year caused by disadvantageous currency exchange and inflation that reached more than 36%; therefore investing reserves on partial and full scholarships has been a priority. The external challenges also affect volunteers and their time/dedication to AFS; despite the harsh economic conditions COL will continue investing in program development, ICL and OD as a first priority throughout 2017.

## Partner Organizations 2016

ARG	AUS	AUT	BFL	BFR	BIH	BOL	BRA	CAN	CHI
CHN	COL	CRC	CRO	CZE	DEN	DOM	ECU	EGY	ESP
FIN	FRA	GER	GHA	GUA	HKG	HON	HUN	INA	IND
ISL	ITA	JPN	KEN	KOR	LAT	MAS	MEX	NED	NOR
NZL	PAN	PAR	PER	PHI	POL	POR	RSA	RUS	SLO
SRB	SUI	SVK	SWE	THA	TUN	TUR	USA	VEN	

■ Sending to: 20
 ■ Hosting from: 19

## 3D Health Indicators 2012-2016



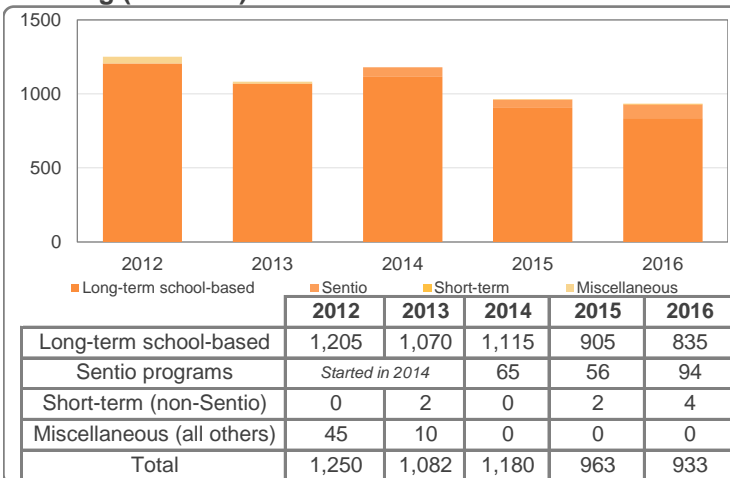
## KPIs

Yr	Growth	Finances	Quality
16	+4%	197%	88%
15	-9%	137%	89%
14	+8%	130%	91%
13	-5%	82%	92%
12	+2%	66%	85%

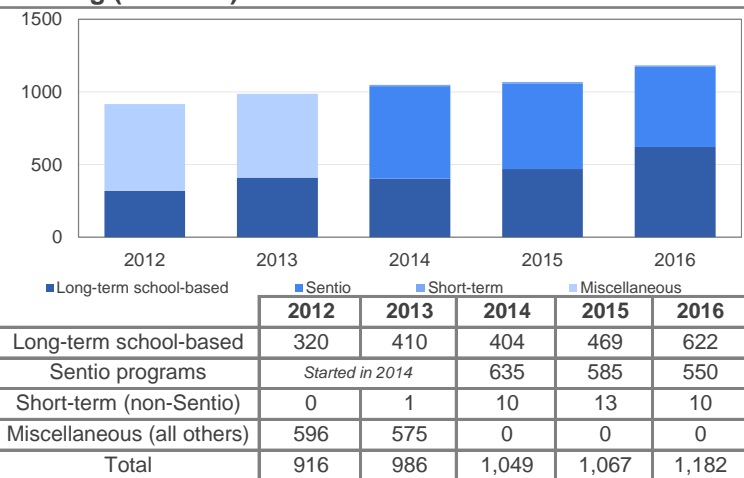
## NPPR Status

Yr	Phase
16	No phase
15	No phase
14	No phase
13	No phase
12	No phase

## Sending (Pax Mos) 2012-2016



## Hosting (Pax Mos) 2012-2016



## Quality Assessment 2014-2016

Quality	Hosting CSE				Sending CSE				PSE	Overall Eval Score	Bonus/ Penalty	Final Quality Score
	host fam	school	other stu	other nat fam	stu	nat fams	other host fams	other schools				
2016 Network Total	78%	85%	94%	92%	94%	92%	78%	85%	92%	88%	-1%	87%
2016 (CSE16, PSE16-15)	71%		85%	83%	100%	100%	85%	72%	90%	86%	+2%	88%
2015 (CSE15, PSE15-14)	86%	78%	97%	97%	97%	97%	72%	73%	90%	87%	+2%	89%
2014 (CSE14, PSE14-13)	92%	91%	100%	96%	90%	91%	68%	78%	90%	89%	+2%	91%

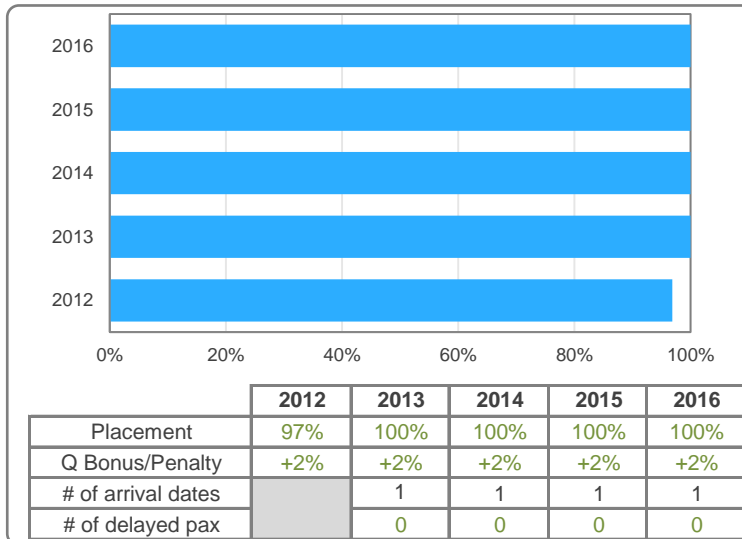
## Key Financial Numbers in Effective USD 2013-2015

Finances	Annual Turnover	% of total	Total Expenses	% of total	Net Results	% of unr. net assets	Current Assets	% of expenses	Unr. Net Assets	% of expenses
2015 Network Total	183,453,070	100%	178,003,152	100%	5,449,918	8%	116,051,027	65%	70,545,137	40%
2015	1,105,286	1%	770,776	0%	334,510	22%	768,867	100%	1,517,160	197%
2014	1,514,476	1%	1,358,209	1%	156,267	8%	875,950	64%	1,861,981	137%
2013	1,416,753	1%	1,363,237	1%	53,516	3%	1,006,530	74%	1,771,089	130%

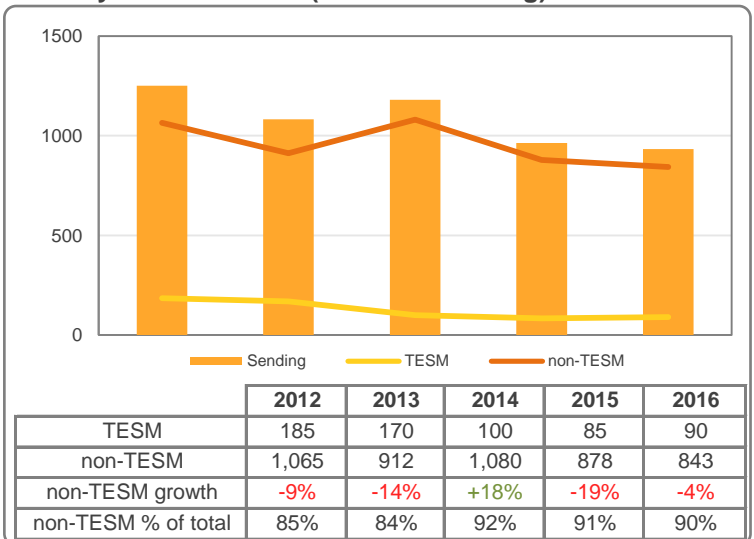
\*\*\*Unrestricted Net Assets is meaningless because these are negative

# Updated Snapshot: Colombia (COL)

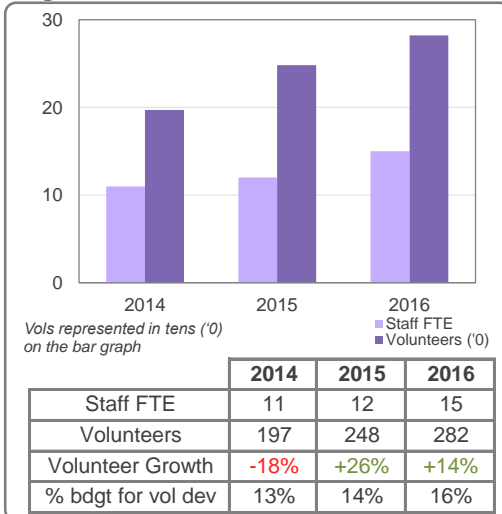
## On-time Placement Performance



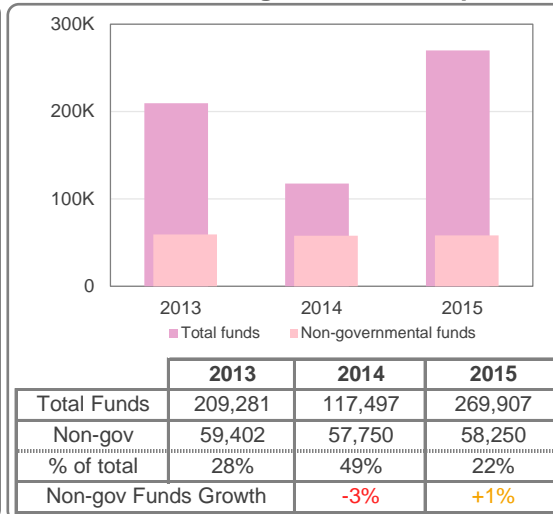
## Country Diversification (Pax Mos Sending)



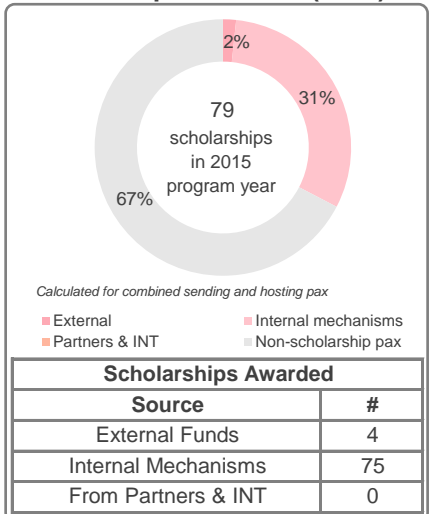
## Organizational Structure



## External Fundraising for Scholarships



## Scholarships Awarded (2015)



## Education and ICL

Learning Program Participants (started and completed)			
Level	W	1 - 3	QT
Staff & Vols	96	34	11
% of Total	32.3%	11.4%	3.7%

W = What Every AFSer Should Know About Intercultural Learning.  
1 - 3 = LP levels 1, 2, and 3; QT = Qualified Trainers

Orientations								
	PD	A	PA	MS	PR	EOS	PoR	Other
Pax	●	●	●	●	●	●	●	
Host Fams	●	●				●		
Nat Fams	●						●	
Sch/CPOs	●			●		●		
Attendance:	0% (blank)	1-25% ●	26-50% ●	51-75% ●	76-100% ●			

PD = pre-departure, A = arrival, PA = post-arrival, MS = mid-stay, PR = pre-return, EOS = end-of-stay, PoR = post-return, Oth = other

## AFS Market Share and Competitor Landscape

Estimated Market Share (Latest Year Available)		
Outbound	Inbound non-fee paying	Inbound fee & non-fee
N/A	N/A	N/A

Non-fee paying = not paying tuition and hosted in volunteer host families;  
Fee paying = paying tuition and often hosted in paid host families

Competitors	
Sending (sc programs)	Hosting (sc programs)
EF, YFU, Kaplan	YFU, Kaplan
Sending (18+ programs)	Hosting (18+ programs)
Global Connection, AIESEC, Universities	Hearts for change, AIESEC, Ministry of education, Internship Group, Universities,

## Educational System and Accreditation

Educational Designation & Credit Agreement	
■	Designated as an Educational Entity
■	(Full) Credit Agreement
■	(Partial) Credit Agreement

## Ties to the World around AFS

International Exposure and Collaboration with Others	
■	Joint project/new affiliation
■	External forum or event

## Market Environment

Market Trends and Forecasts
Short Programs and 18+ programs are in high demand. School-level participants are showing interest in shorter experiences.